

# Access Control and Privacy Policies (1)





Email: christian.urban at kcl.ac.uk  
Office: S1.27 (1st floor Strand Building)  
Slides: KEATS



# Security Engineers

According to Bruce Schneier, **security engineers** require a particular **mindset**:

"Security engineers — at least the good ones — see the world differently. They can't walk into a store without noticing how they might shoplift. They can't use a computer without wondering about the security vulnerabilities. They can't vote without trying to figure out how to vote twice. They just can't help it."



# Chip-and-PIN



- Chip-and-PIN was introduced in the UK in 2004
- before that customers had to sign a receipt
- Is Chip-and-PIN a more secure system?


(Some other countries still use the old method.)

# Yes ...

"Chip-and-PIN is so effective in this country [UK] that fraudsters are starting to move their activities overseas," said Emile Abu-Shakra, spokesman for Lloyds TSB (in the *Guardian*, 2006).

- mag-stripe cards cannot be cloned anymore
- stolen or cloned cards need to be used abroad
- fraud on lost, stolen and counterfeit credit cards was down £60m (24%) on 2004's figure

# But let's see ...



Bank



costumer / you

# But let's see ...

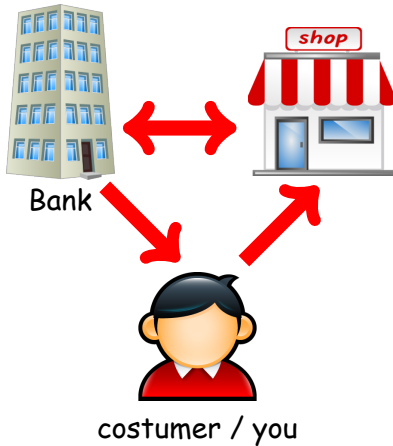


Bank



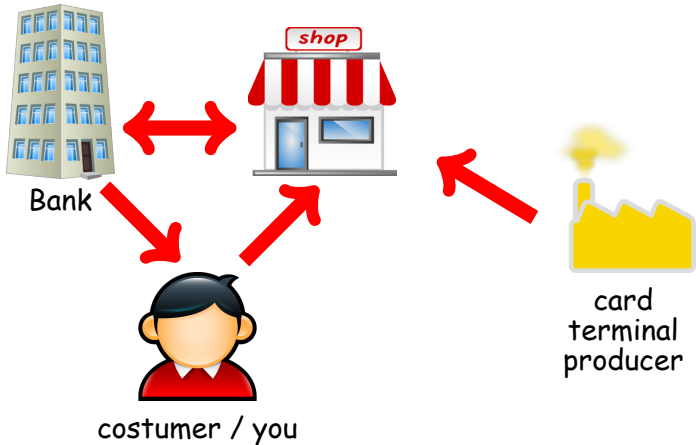
costumer / you

# But let's see ...





# But let's see ...



# Chip-and-PIN

- A "tamperesitant" terminal playing Tetris on [youtube](http://www.youtube.com/watch?v=wWTzkD9M0sU).


(<http://www.youtube.com/watch?v=wWTzkD9M0sU>)



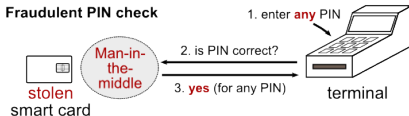
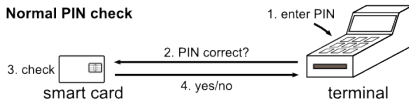
# Chip-and-PIN

- in 2006, Shell petrol stations stopped accepting Chip-and-PIN after £1m had been stolen from customer accounts
- in 2008, hundreds of card readers for use in Britain, Ireland, the Netherlands, Denmark, and Belgium had been expertly tampered with shortly after manufacture so that details and PINs of credit cards were sent during the 9 months before over mobile phone networks to criminals in Lahore, Pakistan

# Chip-and-PIN is Broken




- man-in-the-middle attacks by the group around Ross Anderson



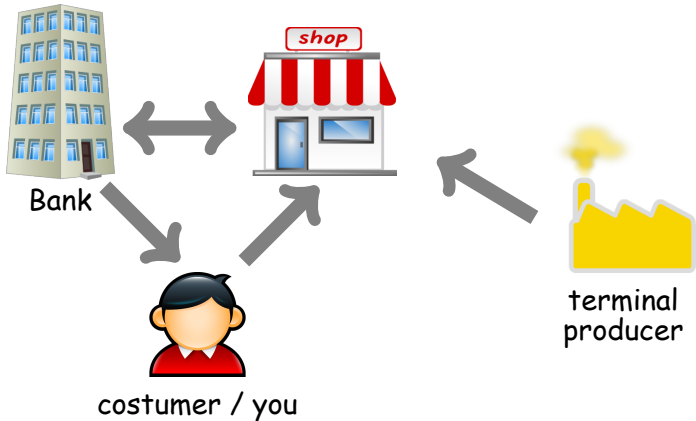
on BBC Newsnight  
in 2010 or [youtube](#)

# Chip-and-PIN is Really Broken



- same group successfully attacked this year card readers and ATM machines
- the problem: several types of ATMs generate poor random numbers, which are used as nonces

# The Problem ...



- the burden of proof for fraud and financial liability was shifted to the costumer

# Being Screwed Again

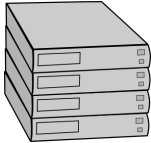


- **Responsibility**

"You understand that you are financially responsible for all uses of RBS Secure."

[https://www.rbssecure.co.uk/rbs/tdsecure/terms\\_of\\_use.jsp](https://www.rbssecure.co.uk/rbs/tdsecure/terms_of_use.jsp)

# Web Applications



Servers from  
Dot.com Inc.

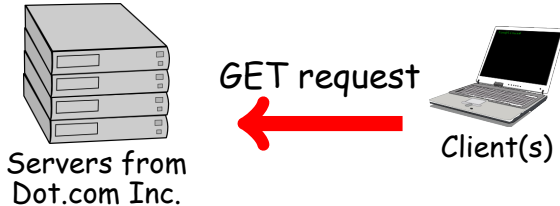


Client(s)

- What are pitfalls and best practices?

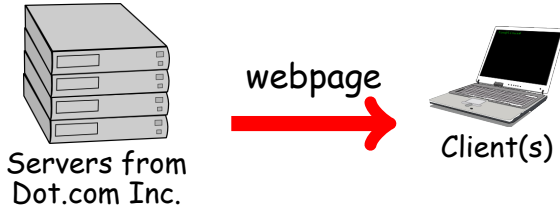


# Web Applications



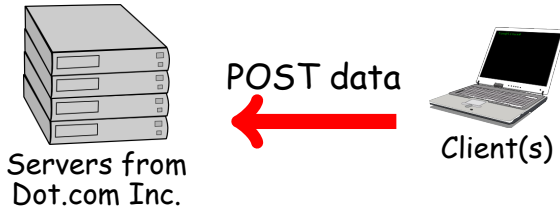
- What are pitfalls and best practices?

# Web Applications



- What are pitfalls and best practices?

# Web Applications



- What are pitfalls and best practices?

# Scala + Play

a simple response from the server:

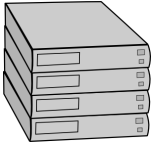
```
1 package controllers
2 import play.api.mvc._
3
4 object Application extends Controller {
5
6     // answering a GET request
7     val index = Action { request =>
8         Ok("Hello world!")
9     }
10 }
```

alternative response:

```
Ok("<H1>Hello world!</H1>").as(HTML)
```

```
1  object Application extends Controller {
2
3    // GET request -> present login form
4    val index = Action { request =>
5
6      val form =
7        """<form method="post">
8          Login: <input type="text" name="login"><br>
9          Password: <input type="password" name="password"><br>
10         <input type="submit"></form>"""
11
12      Ok(form).as(HTML)
13    }
14
15    // POST data: processing the login data
16    val receive = Action { request =>
17
18      val form_data = Form (tuple ("login" -> text, "password" -> text))
19
20      val (login, password) = form_data.bindFromRequest()(request).get
21
22      Ok("Received login: " + login + " and password: " + password)
23    }
24 }
```

# Cookies



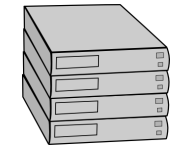
Servers from  
Dot.com Inc.

GET request



Client

# Cookies



Servers from  
Dot.com Inc.

GET request

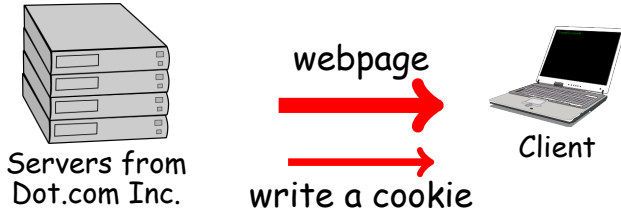


read a cookie



Client

# Cookies





# Cookies



- cookies: max 4KB data
- cookie theft, cross-site scripting attacks
- session cookies, persistent cookies, HttpOnly cookies, third-party cookies, zombie cookies

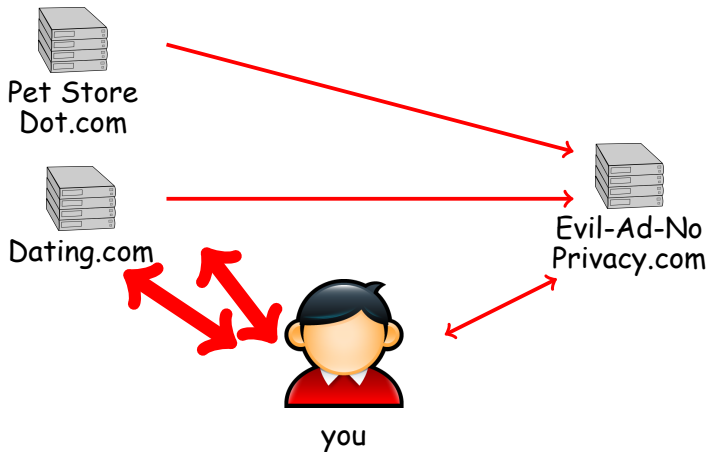
# Cookies

## EU Privacy Directive about Cookies:

"In May 2011, a European Union law was passed stating that websites that leave non-essential cookies on visitors' devices have to alert the visitor and get acceptance from them. This law applies to both individuals and businesses based in the EU regardless of the nationality of their website's visitors or the location of their web host. It is not enough to simply update a website's terms and conditions or privacy policy. The deadline to comply with the new EU cookie law was 26th May 2012 and failure to do so could mean a fine of up to £500,000." →BBC News

- session cookies, persistent cookies, HttpOnly cookies, third-party cookies, zombie cookies

- While cookies are per web-page, this can be easily circumvented.



# My First Webapp

## GET request:

- 1 read the cookie from client
- 2 if none is present, set `visits` to **0**
- 3 if cookie is present, extract `visits` counter
- 4 if `visits` is greater or equal **10**,  
print a valued customer message  
otherwise just a normal message
- 5 increase `visits` by **1** and store new cookie with  
client

```

1  object Application extends Controller {
2
3      def gt_cookie(c: Option[Cookie]) : Int = c.map(_.value) match {
4          case Some(s) if (s.forall(_.isDigit)) => s.toInt
5          case _ => 0
6      }
7
8      def mk_cookie(i: Int) : Cookie = {
9          Cookie("visits", i.toString)
10     }
11
12     // GET request: read cookie data first
13     def index = Action { request =>
14
15         val visits_cookie = request.cookies.get("visits")
16         val visits = gt_cookie(visits_cookie)
17
18         val msg1 = "You are a valued customer who has visited this site %d
19         val msg2 = "You have visited this site %d times."
20         val msg =
21             if (visits >= 10) msg1.format(visits) else msg2.format(visits)
22
23         //send with new cookie
24         Ok(msg).as(HTML).withCookies(mk_cookie(visits + 1))
25     }
26 }

```



- data integrity needs to be ensured

```

1  object Application extends Controller {
2
3      //SHA-1, SHA-256
4      def mk_hash(s: String) : String = {
5          val hash_fun = MessageDigest.getInstance("SHA-1")
6          hash_fun.digest(s.getBytes).map{ "%02x".format(_) }.mkString
7      }
8
9      def gt_cookie(c: Option[Cookie]) : Int =
10         c.map(_.value.split("/")) match {
11             case Some(Array(s, h))
12                 if (s.forall(_.isDigit) && mk_hash(s) == h) => s.toInt
13             case _ => 0
14         }
15
16         def mk_cookie(i: Int) : Cookie = {
17             val s = i.toString
18             Cookie("visits", s + "/" + mk_hash(s))
19         }
20
21         def index = Action { request => ... }
22     }

```

- the counter/hash pair is intended to prevent tampering

# SHA-1

- SHA-1 is a cryptographic hash function (MD5, SHA-256, SHA-512, ...)
- message  $\rightarrow$  digest
- no known attack exists, except brute force



# SHA-1

- SHA-1 is a cryptographic hash function (MD5, SHA-256, SHA-512, ...)
- message  $\rightarrow$  digest
- no known attack exists, except brute force
- but dictionary attacks are very effective for extracting passwords (later)

```
1 object Application extends Controller {
2
3   val salt = "my secret key"
4
5   //SHA-1, SHA-256 + salt
6   def mk_hash(s: String) : String = {
7     val hash_fun = MessageDigest.getInstance("SHA-1")
8     hash_fun.digest((s + salt).getBytes).map{ "%02x".format(_) }.mkStr
9   }
10
11  def gt_cookie(c: Option[Cookie]) : Int =
12    c.map(_.value.split("/")) match {
13      case Some(Array(s, h))
14        if (s.forall(_.isDigit) && mk_hash(s) == h) => s.toInt
15      case _ => 0
16    }
17
18  def mk_cookie(i: Int) : Cookie = {
19    val s = i.toString
20    Cookie("visits", s + "/" + mk_hash(s))
21  }
22
23  def index = Action { request => ... }
24 }
```

should be random



# Unix Passwords

- passwords are **not** stored in clear text
- instead `/etc/shadow` contains

```
name:$1$QIGCa$/ruJs8AvmrknzKTzM2TYE.:other_info
```

- `$` is separator
- `1` is MD5 (actually SHA-512 is used nowadays, `6`)
- `QIGCa` is salt
- `ruJs8AvmrknzKTzM2TYE` → password + salt

```
(openssl passwd -1 -salt QIGCa pippo)
```

# Password Blunders

- in late 2009, when an SQL injection attack against online games service RockYou.com exposed 32 million **plaintext** passwords
- 1.3 million Gawker credentials exposed in December 2010 containing unsalted(?) **MD5** hashes
- June 6th, 2012, 6 million unsalted SHA-1 passwords were leaked

Web user maintains 25 separate accounts but uses just 6.5 passwords

# Brute Forcing Passwords

- How fast can hackers crack SHA-1 passwords?

# Brute Forcing Passwords

- How fast can hackers crack SHA-1 passwords?
- The answer is 2 billion attempts per second using a Radeon HD 7970

password length	time
5 letters	5 secs
6 letters	500 secs
7 letters	13 hours
8 letters	57 days
9 letters	15 years



graphics card  
ca. £300

5 letters  $\approx 100^5 = 10$  billion combinations  
(1 letter - upper case, lower case, digits, symbols  $\approx 100$ )

# Passwords

How to recover from a breakin?

# Passwords

How to recover from a breakin?

- Do not send passwords in plain text.
- Security questions are tricky to get right.
- QQ (Chinese Skype) authenticates you via contacts.



# This Course



- break-ins (buffer overflows)
- access control  
(role based, data security / data integrity)
- protocols  
(specification)
- access control logic
- privacy

Scott McNealy:

"You have zero privacy anyway. *Get over it.*"



# Books + Homework

- there is no single book I am following



# Books + Homework

- there is no single book I am following



- The question "Is this relevant for the exams" is not appreciated!

Whatever is in the homework sheets (and is not marked optional) is relevant for the exam. No code needs to be written.

# Take-Home Points

- Never store passwords in plain text.
- Always salt your hashes!
- Use an existing algorithm; do not write your own!

# Thinking as a Defender

- What are you trying to protect?
- What properties are you trying to enforce?
- Who are the attackers? Capabilities?  
Motivations?
- What kind of attack are we trying to protect?
- Who can fix any vulnerabilities?
- What are the weaknesses of the system?
- What will successful attacks cost us?
- How likely are the attacks?

Security almost always is **not** free!

# The Security Mindset

- How things can go wrong.
- Think outside the box.

The difference between being criminal is to only **think** about how things can go wrong.

# Maps in Scala

- `map` takes a function, say `f`, and applies it to every element of the list:

```
List(1, 2, 3, 4, 5, 6, 7, 8, 9)
```

```
List(1, 4, 9, 16, 25, 36, 49, 64, 81)
```