

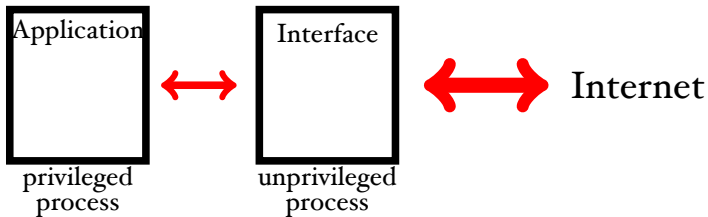
Access Control and Privacy Policies (3)

Email: christian.urban at kcl.ac.uk

Office: SI.27 (1st floor Strand Building)

Slides: KEATS (also home work is there)

Network Applications: Privilege Separation



- the idea is make the attack surface smaller and mitigate the consequences of an attack
- you need an OS that supports different roles (root vs. users)

Weaknesses of Unix AC

- if you have too many roles (for example too finegrained AC), then hierarchy is too complex
you invite situations like...let's be root
- you can still abuse the system...

A “Cron”-Attack

The idea is to trick a privileged person to do something on your behalf:

- root:

```
rm /tmp/*/*
```

A “Cron”-Attack

The idea is to trick a privileged person to do something on your behalf:

- root:

```
rm /tmp/*/*
```

the shell behind the scenes:

```
rm /tmp/dir1/file1 /tmp/dir1/file2 /tmp/dir2/file1 ...
```

this takes time

A “Cron”-Attack

- 1 attacker (creates a fake passwd file)

```
mkdir /tmp/a; cat > /tmp/a/passwd
```

- 2 root (does the daily cleaning)

```
rm /tmp/*/*
```

records that /tmp/a/passwd
should be deleted, but does not do it yet

- 3 attacker (meanwhile deletes the fake passwd file,
and establishes a link to the real passwd file)

```
rm /tmp/a/passwd; rmdir /tmp/a;  
ln -s /etc /tmp/a
```

- 4 root now deletes the real passwd file

A “Cron”-Attack

- 1 attacker (creates a fake passwd file)
`mkdir /tmp/a; cat > /tmp/a/passwd`

- 2 root To prevent this kind of attack, you need additional policies (don't do such operations as root).

should be deleted, but does not do it yet

- 3 attacker (meanwhile deletes the fake passwd file, and establishes a link to the real passwd file)
`rm /tmp/a/passwd; rmdir /tmp/a;`
`ln -s /etc /tmp/a`
- 4 root now deletes the real passwd file

Buffer Overflow Attacks



lectures so far

Buffer Overflow Attacks



lectures so far



today

Smash the Stack for Fun...

- **Buffer Overflow Attacks** or **Smashing the Stack Attacks**
- one of the most popular attacks, unfortunately (> 50% of security incidents reported at CERT are related to buffer overflows)

<http://www.kb.cert.org/vuls>

- made popular in an article from 1996 by Elias Levy (also known as Aleph One):

“Smashing The Stack For Fun and Profit”

<http://phrack.org/issues/49/14.html>

A Long Printed “Twice”

```
1  #include <string.h>
2  #include <stdio.h>
3
4  void foo (char *bar)
5  {
6      long my_long = 101010101; // in hex: \xB5\x4A\x05\x06
7      char  buffer[28];
8
9      printf("my_long value = %lu\n", my_long);
10     strcpy(buffer, bar);
11     printf("my_long value = %lu\n", my_long);
12 }
13
14 int main (int argc, char **argv)
15 {
16     foo("my string is too long !!!!!");
17     return 0;
18 }
```

“A Login Function” (I)

```
1 void get_line(char *dst) {
2     char buffer[8];
3     int i = 0;
4     char ch;
5     while ((ch = getchar()) != '\n') {
6         buffer[i++] = ch;
7     }
8     buffer[i] = '\0';
9     strcpy(dst, buffer);
10 }
11
12 int match(char *s1, char *s2) {
13     while(*s1 != '\0' && *s2 != '\0' && *s1 == *s2){
14         s1++; s2++;
15     }
16     return( *s1 - *s2 );
17 }
```

“A Login Function” (2)

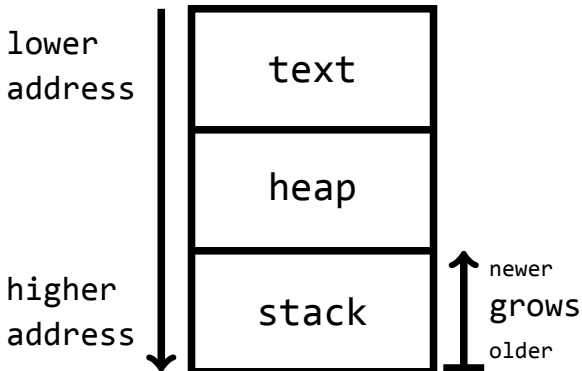
```
1 void welcome() { printf("Welcome!\n"); exit(0); }
2 void goodbye() { printf("Wrong identity, exiting!\n"); exit(1); }
3
4 int main(){
5     char name[8];
6     char pw[8];
7
8     printf("login: ");
9     get_line(name);
10    printf("password: ");
11    get_line(pw);
12
13    if(match(name, pw) == 0)
14        welcome();
15    else
16        goodbye();
17 }
```

What the Hell Is Going On?

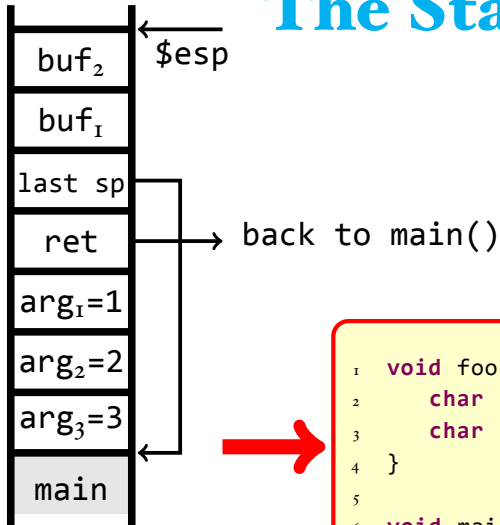
```
1 void foo(int a, int b, int c) {  
2     char buffer1[6] = "abcde";  
3     char buffer2[10] = "123456789";  
4 }  
5  
6 void main() {  
7     foo(1,2,3);  
8 }
```

Memory

- each process will get a chunk of memory that is organised as follows:



The Stack

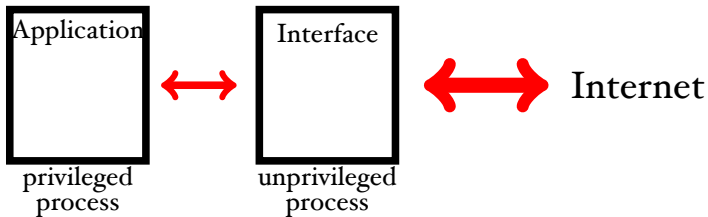


```
1 void foo(int a, int b, int c) {  
2     char buffer1[6] = "abcde";  
3     char buffer2[10] = "123456789";  
4 }  
5  
6 void main() {  
7     foo(1,2,3);  
8 }
```


Behind the Scenes

machine code

Network Applications: Privilege Separation



- the idea is make the attack surface smaller and mitigate the consequences of an attack
- you need an OS that supports different roles (root vs. users)

Weaknesses of Unix AC

Not just restricted to Unix:

- if you have too many roles (i.e. too finegrained AC), then hierarchy is too complex
you invite situations like...let's be root
- you can still abuse the system...

A “Cron”-Attack

- 1 attacker (creates a fake passwd file)

```
mkdir /tmp/a; cat > /tmp/a/passwd
```

- 2 root (does the daily cleaning)

```
rm /tmp/*/*
```

records that /tmp/a/passwd

should be deleted, but does not do it yet

- 3 attacker (meanwhile deletes the fake passwd file, and establishes a link to the real passwd file)

```
rm /tmp/a/passwd; rmdir /tmp/a;
```

```
ln -s /etc /tmp/a
```

- 4 root now deletes the real passwd file

A “Cron”-Attack

- 1 attacker (creates a fake passwd file)
`mkdir /tmp/a; cat > /tmp/a/passwd`

- 2 root To prevent this kind of attack, you need additional policies (don't do such operations as root).

`rm /tmp/a/passwd` should be deleted, but does not do it yet

- 3 attacker (meanwhile deletes the fake passwd file, and establishes a link to the real passwd file)
`rm /tmp/a/passwd; rmdir /tmp/a;`
`ln -s /etc /tmp/a`
- 4 root now deletes the real passwd file

The Problem

- The basic problem is that library routines in C look as follows:

```
void strcpy(char *src, char *dst) {  
    int i = 0;  
    while (src[i] != "\0") {  
        dst[i] = src[i];  
        i = i + 1;  
    }  
}
```

Variants

There are many variants:

- return-to-lib-C attacks
- heap-smashing attacks
(Slammer Worm in 2003 infected 90% of vulnerable systems within 10 minutes)
- “zero-days-attacks” (new unknown vulnerability)

```
1 #include <string.h>
2 #include <stdio.h>
3 #include <stdlib.h>
4
5 // Since gets() is insecure and produces lots
6 // of warnings, therefore I use my own input
7 // function instead.
8 void get_line(char *dst) {
9     char buffer[8];
10    int i = 0;
11    char ch;
12    while ((ch = getchar()) != '\n') {
13        buffer[i++] = ch;
14    }
15    buffer[i] = '\0';
16    strcpy(dst, buffer);
17 }
18
19 int match(char *s1, char *s2) { APP 03, King's College London - p. 20/34
```


Payloads

- the idea is you store some code to the buffer
- you then override the return address to execute this payload
- normally you start a root-shell

Payloads

- the idea is you store some code to the buffer
- you then override the return address to execute this payload
- normally you start a root-shell
- difficulty is to guess the right place where to “jump”

Payloads (2)

- another difficulty is that the code is not allowed to contain `\x00`:

```
xorl %eax, %eax
```

```
1 void strcpy(char *src, char *dst) {  
2     int i = 0;  
3     while (src[i] != "\0") {  
4         dst[i] = src[i];  
5         i = i + 1;  
6     }  
7 }
```

Format String Vulnerability

string is nowhere used:

```
1  #include<stdio.h>
2  #include<string.h>
3
4  // a program that "just" prints the argument
5  // on the command line
6
7
8  main(int argc, char **argv)
9  {
10     char *string = "This is a secret string\n";
11
12     printf(argv[1]);
13 }
```

this vulnerability can be used to read out the stack

Protections against Buffer Overflow Attacks

- use safe library functions
- stack canaries
- ensure stack data is not executable (can be defeated)
- address space randomisation (makes one-size-fits-all more difficult)
- choice of programming language (one of the selling points of Java)

Security Goals

- Prevent common vulnerabilities from occurring (e.g. buffer overflows)

Security Goals

- Prevent common vulnerabilities from occurring (e.g. buffer overflows)
- Recover from attacks (traceability and auditing of security-relevant actions)

Security Goals

- Prevent common vulnerabilities from occurring (e.g. buffer overflows)
- Recover from attacks (traceability and auditing of security-relevant actions)
- Monitoring (detect attacks)

Security Goals

- Prevent common vulnerabilities from occurring (e.g. buffer overflows)
- Recover from attacks (traceability and auditing of security-relevant actions)
- Monitoring (detect attacks)
- Privacy, confidentiality, anonymity (to protect secrets)

Security Goals

- Prevent common vulnerabilities from occurring (e.g. buffer overflows)
- Recover from attacks (traceability and auditing of security-relevant actions)
- Monitoring (detect attacks)
- Privacy, confidentiality, anonymity (to protect secrets)
- Authenticity (needed for access control)

Security Goals

- Prevent common vulnerabilities from occurring (e.g. buffer overflows)
- Recover from attacks (traceability and auditing of security-relevant actions)
- Monitoring (detect attacks)
- Privacy, confidentiality, anonymity (to protect secrets)
- Authenticity (needed for access control)
- Integrity (prevent unwanted modification or tampering)

Security Goals

- Prevent common vulnerabilities from occurring (e.g. buffer overflows)
- Recover from attacks (traceability and auditing of security-relevant actions)
- Monitoring (detect attacks)
- Privacy, confidentiality, anonymity (to protect secrets)
- Authenticity (needed for access control)
- Integrity (prevent unwanted modification or tampering)
- Availability and reliability (reduce the risk of DoS attacks)

Homework

- Assume format string attacks allow you to read out the stack. What can you do with this information?
- Assume you can crash a program remotely. Why is this a problem?

Access Control in Unix

- access control provided by the OS
- authenticate principals (login)
- mediate access to files, ports, processes according to **roles** (user ids)
- roles get attached with privileges

The principle of least privilege:
programs should only have as much
privilege as they need

Process Ownership

- access control in Unix is very coarse

$$\frac{\text{root}}{\text{user}_1 \text{ user}_2 \dots \text{www, mail, lp}}$$

root has UID = 0

Process Ownership

- access control in Unix is very coarse

$$\frac{\text{root}}{\text{user}_1 \text{ user}_2 \dots \text{www, mail, lp}}$$

root has $\text{UID} = 0$

you also have groups that can share access to a file

but it is difficult to exclude access selectively

Access Control in Unix (2)

- privileges are specified by file access permissions (“everything is a file”)
- there are 9 (plus 2) bits that specify the permissions of a file

```
$ ls -la  
-rwxrw-r--  foo_file.txt
```

Login Process

- login processes run under `UID = 0`

```
ps -axl | grep login
```

- after login, shells run under `UID = user` (e.g. 501)

```
id cu
```

Login Process

- login processes run under $UID = 0$

```
ps -axl | grep login
```

- after login, shells run under $UID = \text{user}$ (e.g. 501)

```
id cu
```

- non-root users are not allowed to change the UID — would break access control
- but needed for example for `passwd`

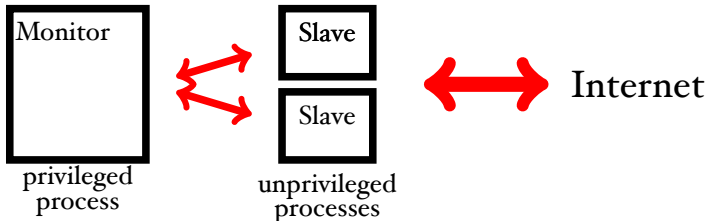
Setuid and Setgid

The solution is that unix file permissions are 9 +
2 Bits: **Setuid** and **Setgid** Bits

- When a file with setuid is executed, the resulting process will assume the UID given to the owner of the file.
- This enables users to create processes as root (or another user).
- Essential for changing passwords, for example.

```
chmod 4755 fobar_file
```

Privilege Separation in OpenSSH



- pre-authorisation slave
- post-authorisation
- 25% codebase is privileged, 75% is unprivileged

Network Applications

ideally network application in Unix should be designed as follows:

- need two distinct processes
 - one that listens to the network; has no privilege
 - one that is privileged and listens to the latter only (but does not trust it)
- to implement this you need a parent process, which forks a child process
- this child process drops privileges and listens to hostile data
- after authentication the parent forks again and the new child becomes the user

Famous Security Flaws in Unix

- `lpr` unfortunately runs with root privileges; you had the option to delete files after printing ...

Famous Security Flaws in Unix

- `lpr` unfortunately runs with root privileges; you had the option to delete files after printing ...

Famous Security Flaws in Unix

- lpr unfortunately runs with root privileges; you had the option to delete files after printing ...
- for debugging purposes (FreeBSD) Unix provides a “core dump”, but allowed to follow links ...

Famous Security Flaws in Unix

- lpr unfortunately runs with root privileges; you had the option to delete files after printing ...
- for debugging purposes (FreeBSD) Unix provides a “core dump”, but allowed to follow links ...
- `mkdir foo` is owned by root

```
-rwxr-xr-x 1 root wheel /bin/mkdir
```

it first creates an i-node as root and then changes to ownership to the user's id

(race condition – can be automated with a shell script)

Famous Security Flaws in Unix

- lpr unfortunately runs with root privileges; you had the option to delete files after printing ...
- for del... (FreeBSD) provides a “cor...
Only failure makes us experts. – Theo de Raadt (OpenBSD, OpenSSH)
- mkdir ... is owned by root

```
-rwxr-xr-x 1 root wheel /bin/mkdir
```

it first creates an i-node as root and then changes to ownership to the user's id

(race condition – can be automated with a shell script)