

Security Engineering (5)

Email: christian.urban at kcl.ac.uk

Office: N7.07 (North Wing, Bush House)


Slides: KEATS (also homework is there)

Protocols




- Other examples: Wifi, Http-request, TCP-request, card readers, RFID (passports)...

Protocols



- Other examples: Wifi, Http-request, TCP-request, card readers, RFID (passports)...
- The point is that we cannot control the network: An attacker can install a packet sniffer, inject packets, modify packets, replay messages...fake pretty much everything.

Keyless Car Transponders



- There are two security mechanisms: one remote central locking system and one passive RFID tag (engine immobiliser).
- How can I get in? How can thieves be kept out? How to avoid MITM attacks?

Papers: Gone in 360 Seconds: Hijacking with Hitag2,
Dismantling Megamos Crypto: Wirelessly Lockpicking
a Vehicle Immobilizer

Problems with Key Fobs

Circumventing the ignition protection:

- either dismantling Megamos crypto,
- or use the diagnostic port to program blank keys

MONDAY 27 OCTOBER 2014 EVENING STANDARD

ebook.com/eveningstandard
us on Twitter @standardnews



Insurers refuse to cover Range Rovers due to security flaw

Kiran Randhawa

INSURANCE companies are refusing to cover new Range Rovers in London after thieves found a way of bypassing the vehicles' keyless ignition systems.

Criminals use hand-held electronic devices, available on eBay, to get around the feature. Unless owners have secure parking, underwriters are now said to be refusing to insure them.

Insurers have asked to meet Jaguar Range Rover to discuss the growing problem. Thatcham Research, the motor insurers' automotive research centre, said that 294 Range Rover Evoque and Sport vehicles were stolen in London between January and July. In the same period, 63 BMW X5s, a rival to the Range Rover, were taken.

James Wasdell, co-founder of Quantum Underwriting, said: "If you are an owner of a street-parked Range Rover, nine out of 10 insurers will now say no. However, we have found a solution by combining the use of physical protection [for the car] and advising clients to insure all assets with one insurer."

Jaguar Land Rover said: "Our line-up continues to meet the insurance industry requirements. Nevertheless, we are taking this issue very seriously."

Dismantling Megamos Crypto: Wirelessly Lockpicking a Vehicle Immobilizer

Paul Yorkel¹, Florin D. Garcia², and Rory Ege³

¹ Institute for Computing and Information Science, *York University, Toronto, ON, Canada*

² School of Computer Science, *University of Birmingham, United Kingdom*

³ *York University, Toronto, ON, Canada*

1. Executive Summary

This is a research position, ordered by the High Court of London on Tuesday 24th June 2013. The authors are restricted from publishing the technical content of the article under the terms of the Megamos Crypto: Wirelessly Lockpicking a Vehicle Immobilizer [1] until further notice.

2. Historical context

Figure 1 contains the cryptographic hash (SHA-256) of the original final paper which was scheduled to appear in the proceedings of the 2013 IEEE Security Symposium, Washington DC, August 2013.

```
5d05ba897404979ec0ca3d8609174b444  
43683da139c70b793666954ccc665d8f  
64031881348df0c23ba6f62a6a80c064f  
bbb629a1d8f0c6fa31880b4d5b4cca
```

Figure 1: SHA-256 hash of the final paper

References

1. Paul Yorkel, Florin D. Garcia, and Rory Ege. *Dismantling megamos crypto: Wirelessly lockpicking a vehicle immobilizer*. In *2013 IEEE Security Symposium (IWSEC)*, Security 2013. 1300001, November, 2013.

HTTPS / GSM



- I am sitting at Starbucks. How can I be sure I am really visiting Barclays? I have no control of the access point.
- How can I achieve that a secret key is established in order to encrypt my mobile conversation? I have no control over the access points.

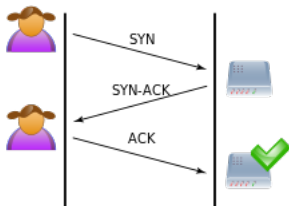
G20 Summit in 2009



- Snowden documents reveal “that during the G20 meetings...GCHQ used ‘ground-breaking intelligence capabilities’ to intercept the communications of visiting delegations. This included setting up internet cafes where they used an email interception program and key-logging software to spy on delegates’ use of computers...”
- “The G20 spying appears to have been organised for the more mundane purpose of securing an advantage in meetings.”

Handshakes

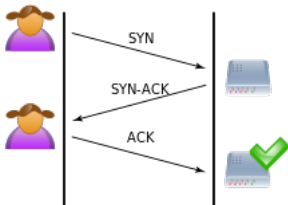
- starting a TCP connection between a client and a server initiates the following three-way handshake protocol:



Alice: Hello server!
Server: I heard you
Alice: Thanks

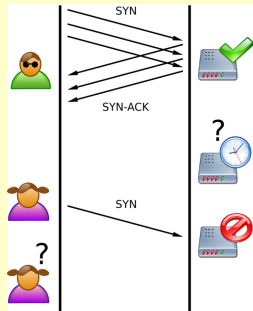
Handshakes

- starting a TCP connection between a client and a server initiates the following three-way handshake protocol:



Alice:
Server:
Alice:

SYNflood attacks:



Protocols

$A \rightarrow B : \dots$

- by convention A , B are named principals *Alice...* but most likely they are programs, which just follow some instructions (they are more like roles)

Protocols

$$\begin{array}{l} A \rightarrow B : \dots \\ B \rightarrow A : \dots \\ \vdots \end{array}$$

- by convention A , B are named principals *Alice...* but most likely they are programs, which just follow some instructions (they are more like roles)
- indicates one “protocol run”, or session, which specifies some order in the communication
- there can be several sessions in parallel (think of wifi routers)

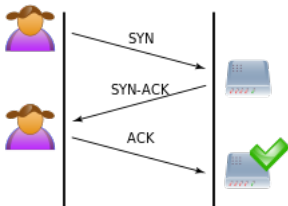
Messages

$A \rightarrow B : msg$

- Unencrypted: msg
- Random number (nonce): N
- Encrypted: $\{msg\}_K, \{msg_1, msg_2\}_K, \{\{msg\}_{K_1}\}_{K_2}$

Handshakes

- starting a TCP connection between a client and a server initiates the following three-way handshake protocol:



Alice: Hello server!
Server: I heard you
Alice: Thanks

$A \rightarrow S: \text{ SYN}$

$S \rightarrow A: \text{ SYN-ACK}$

$A \rightarrow S: \text{ ACK}$

Cryptographic Protocol Failures

Ross Anderson and Roger Needham wrote:

A lot of the recorded frauds were the result of this kind of blunder, or from management negligence pure and simple. **However, there have been a significant number of cases where the designers protected the right things, used cryptographic algorithms which were not broken, and yet found that their systems were still successfully attacked.**

Oyster Cards



- good example of a bad protocol (security by obscurity)

Wirelessly Pickpocketing a Mifare Classic Card

The Mifare Classic is the most widely used contactless smartcard on the market. The stream cipher CRYPTO1 used by the Classic has recently been reverse engineered and serious attacks have been proposed. The most serious of them retrieves a secret key in under a second. In order to clone a card, previously proposed attacks require that the adversary either has access to an eavesdropped communication session or executes a message-by-message man-in-the-middle attack between the victim and a legitimate reader. Although this is already disastrous from a cryptographic point of view, system integrators maintain that these attacks cannot be performed undetected.

This paper proposes four attacks that can be executed by an adversary having only wireless access to just a card (and not to a legitimate reader). The most serious of them recovers a secret key in less than a second on ordinary hardware. Besides the cryptographic weaknesses, we exploit other weaknesses in the protocol stack. A vulnerability in the computation of parity bits allows an adversary to establish a side channel. Another vulnerability regarding nested authentications provides enough plaintext for a speedy known-plaintext attack. (a paper from 2009)

Oyster Cards



- good example of a bad protocol (security by obscurity)
- *“Breaching security on Oyster cards should not allow unauthorised use for more than a day, as TfL promises to turn off any cloned cards within 24 hours...”*

Another Example

In an email from Ross Anderson

From: Ross Anderson <Ross.Anderson@cl.cam.ac.uk>

Sender: cl-security-research-bounces@lists.cam.ac.uk

To: cl-security-research@lists.cam.ac.uk

Subject: Birmingham case

Date: Tue, 13 Aug 2013 15:13:17 +0100

As you may know, Volkswagen got an injunction against the University of Birmingham suppressing the publication of the design of a weak cipher used in the remote key entry systems in its recent-model cars. The paper is being given today at Usenix, minus the cipher design.

I've been contacted by Birmingham University's lawyers who seek to prove that the cipher can be easily obtained anyway. They are looking for a student who will download the firmware from any newish VW, disassemble it and look for the cipher. They'd prefer this to be done by a student rather than by a professor to emphasise how easy it is.

Volkswagen's argument was that the Birmingham people had reversed a locksmithing tool produced by a company in Vietnam, and since their key fob chip is claimed to be tamper-resistant, this must have involved a corrupt insider at VW or at its supplier Thales. Birmingham's argument is that this is nonsense as the cipher is easy to get hold of. Their lawyers feel this argument would come better from an independent outsider.

Let me know if you're interested in having a go, and I'll put you in touch
Ross

Authentication Protocols

Alice (A) and Bob (B) share a secret key K_{AB}

Passwords:

$$B \rightarrow A : K_{AB}$$

Authentication Protocols

Alice (A) and Bob (B) share a secret key K_{AB}

Passwords:

$$B \rightarrow A : K_{AB}$$

Problem: Eavesdropper can capture the secret and replay it; A cannot confirm the identity of B

Authentication?



"On the Internet, nobody knows you're a dog."

Authentication Protocols

Alice (A) and Bob (B) share a secret key K_{AB}

Simple Challenge Response:

$$A \rightarrow B : N$$

$$B \rightarrow A : \{N\}_{K_{AB}}$$

Authentication Protocols

Alice (A) and Bob (B) share a secret key K_{AB}

Mutual Challenge Response:

$$A \rightarrow B : N_A$$

$$B \rightarrow A : \{N_A, N_B\}_{K_{AB}}$$

$$A \rightarrow B : N_B$$

Nonces

- 1 I generate a nonce (random number) and send it to you encrypted with a key we share
- 2 you increase it by one, encrypt it under a key I know and send it back to me

I can infer:

- you must have received my message
- you could only have generated your answer after I send you my initial message
- if only you and me know the key, the message must have come from you

$A \rightarrow B: N_A$
 $B \rightarrow A: \{N_A, N_B\}_{K_{AB}}$
 $A \rightarrow B: N_B$

The attack (let A decrypt her own messages):

$A \rightarrow E: N_A$
 $E \rightarrow A: N_A$
 $A \rightarrow E: \{N_A, N'_A\}_{K_{AB}}$
 $E \rightarrow A: \{N_A, N'_A\}_{K_{AB}}$
 $A \rightarrow E: N'_A (= N_B)$

$A \rightarrow B: N_A$
 $B \rightarrow A: \{N_A, N_B\}_{K_{AB}}$
 $A \rightarrow B: N_B$

The attack (let A decrypt her own messages):

$A \rightarrow E: N_A$
 $E \rightarrow A: N_A$
 $A \rightarrow E: \{N_A, N'_A\}_{K_{AB}}$
 $E \rightarrow A: \{N_A, N'_A\}_{K_{AB}}$
 $A \rightarrow E: N'_A (= N_B)$

Solutions: $K_{AB} \neq K_{BA}$ or include an id in the second message

Encryption to the Rescue?

- $A \rightarrow B : \{A, N_A\}_{K_{AB}}$ encrypted
- $B \rightarrow A : \{N_A, K'_{AB}\}_{K_{AB}}$
- $A \rightarrow B : \{N_A\}_{K'_{AB}}$

Encryption to the Rescue?

- $A \rightarrow B : \{A, N_A\}_{K_{AB}}$ encrypted
- $B \rightarrow A : \{N_A, K'_{AB}\}_{K_{AB}}$
- $A \rightarrow B : \{N_A\}_{K'_{AB}}$

means you need to send separate “Hello” signals (bad), or worse share a single key between many entities

Protocol Attacks

- replay attacks
- reflection attacks
- man-in-the-middle attacks
- timing attacks
- parallel session attacks
- binding attacks (public key protocols)
- changing environment / changing assumptions
- (social engineering attacks)

Public-Key Infrastructure

- the idea is to have a certificate authority (CA)
- you go to the CA to identify yourself
- CA: “I, the CA, have verified that public key P_{Bob}^{pub} belongs to Bob”
- CA must be trusted by everybody
- What happens if CA issues a false certificate?
Who pays in case of loss? (VeriSign explicitly limits liability to \$100.)

Man-in-the-Middle

“Normal” protocol run:

- A sends public key to B
- B sends public key to A
- A sends message encrypted with B 's public key, B decrypts it with its private key
- B sends message encrypted with A 's public key, A decrypts it with its private key

Man-in-the-Middle

Attack:

- A sends public key to B — C intercepts this message and send his own public key
- B sends public key to A — C intercepts this message and send his own public key
- A sends message encrypted with C 's public key, C decrypts it with its private key, re-encrypts with B 's public key
- similar for other direction

Man-in-the-Middle

Potential Prevention?

- A sends public key to B
- B sends public key to A
- A encrypts message with B 's public key, send's **half** of the message
- B encrypts message with A 's public key, send's **half** of the message
- A sends other half, B can now decrypt entire message
- B sends other half, A can now decrypt entire message

Man-in-the-Middle

Potential Prevention?

- A sends public key to B
- B sends public key to A
- A encrypts message with B 's public key, send's **half** of the message
- B encrypts message with A 's public key, send's **half** of the message
- A sends other half, B can now decrypt entire message
- B sends other half, A can now decrypt entire message

Under which circumstances does this protocol prevent MiM-attacks, or does it?

Car Transponder (HiTag2)

- 1 C generates a random number N
- 2 C calculates $(F, G) = \{N\}_K$
- 3 $C \rightarrow T: N, F$
- 4 T calculates $(F', G') = \{N\}_K$
- 5 T checks that $F = F'$
- 6 $T \rightarrow C: N, G'$
- 7 C checks that $G = G'$

Car Transponder (HiTag2)

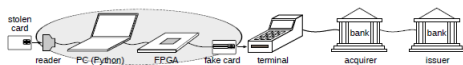
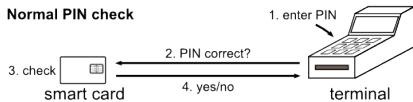
- 1 C generates a random number N
- 2 C calculates $(F, G) = \{N\}_K$
- 3 $C \rightarrow T: N, F$
- 4 T calculates $(F', G') = \{N\}_K$
- 5 T checks that $F = F'$
- 6 $T \rightarrow C: N, G'$
- 7 C checks that $G = G'$

This process means that the transponder believes the car knows the key K , and the car believes the transponder knows the key K . They have authenticated themselves to each other, or have they?

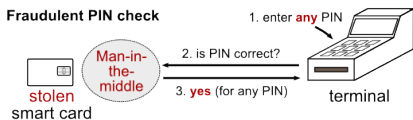
A Man-in-the-middle attack in real life:

- the card only says yes to the terminal if the PIN is correct
- trick the card in thinking transaction is verified by signature
- trick the terminal in thinking the transaction was verified by PIN

Normal PIN check



Fraudulent PIN check



Problems with EMV

- it is a wrapper for many protocols
- specification by consensus (resulted unmanageable complexity)
- its specification is 700 pages in English plus 2000+ pages for testing, additionally some further parts are secret
- other attacks have been found

Protocols are Difficult

- even the systems designed by experts regularly fail
- the one who can fix a system should also be liable for the losses
- cryptography is often not the problem

A Simple PK Protocol

1. $A \rightarrow B : K_A^{pub}$
2. $B \rightarrow A : K_B^{pub}$
3. $A \rightarrow B : \{A, m\}_{K_B^{pub}}$
4. $B \rightarrow A : \{B, m'\}_{K_A^{pub}}$

A Simple PK Protocol

1. $A \rightarrow B : K_A^{pub}$
2. $B \rightarrow A : K_B^{pub}$
3. $A \rightarrow B : \{A, m\}_{K_B^{pub}}$
4. $B \rightarrow A : \{B, m'\}_{K_A^{pub}}$

unfortunately there is a simple man-in-the-middle-attack

A MITM Attack

1. $A \rightarrow E : K_A^{pub}$
2. $E \rightarrow B : K_E^{pub}$
3. $B \rightarrow E : K_B^{pub}$
4. $E \rightarrow A : K_E^{pub}$
5. $A \rightarrow E : \{A, m\}_{K_E^{pub}}$
6. $E \rightarrow B : \{E, m\}_{K_B^{pub}}$
7. $B \rightarrow E : \{B, m'\}_{K_E^{pub}}$
8. $E \rightarrow A : \{E, m'\}_{K_A^{pub}}$

A MITM Attack

1. $A \rightarrow E : K_A^{pub}$
2. $E \rightarrow B : K_E^{pub}$
3. $B \rightarrow E : K_B^{pub}$
4. $E \rightarrow A : K_E^{pub}$
5. $A \rightarrow E : \{A, m\}_{K_E^{pub}}$
6. $E \rightarrow B : \{E, m\}_{K_B^{pub}}$
7. $B \rightarrow E : \{B, m'\}_{K_E^{pub}}$
8. $E \rightarrow A : \{E, m'\}_{K_A^{pub}}$

and A and B have no chance to detect it

Interlock Protocol

The interlock protocol (“best bet” against MITM):

1. $A \rightarrow B : K_A^{pub}$
2. $B \rightarrow A : K_B^{pub}$
3. $\{A, m\}_{K_B^{pub}} \mapsto H_1, H_2$
 $\{B, m'\}_{K_A^{pub}} \mapsto M_1, M_2$
4. $A \rightarrow B : H_1$
5. $B \rightarrow A : \{H_1, M_1\}_{K_A^{pub}}$
6. $A \rightarrow B : \{H_2, M_1\}_{K_B^{pub}}$
7. $B \rightarrow A : M_2$

Splitting Messages

0 X 1 p e U V T G J K + H 7 0 m M j A M 8 p

$\{A, m\}_{K_B^{pub}}$

0 X 1 p e U V T G J K

H_1

+ H 7 0 m M j A M 8 p

H_2

- you can also use the even and odd bytes
- the point is you cannot decrypt the halves, even if you have the key

$$A \rightarrow C : K_A^{pub}$$

$$C \rightarrow B : K_C^{pub}$$

$$B \rightarrow C : K_B^{pub}$$

$$C \rightarrow A : K_C^{pub}$$

$$\{A, m\}_{K_C^{pub}} \mapsto H_1, H_2$$

$$\{B, m'\}_{K_C^{pub}} \mapsto M_1, M_2$$

$$\{C, a\}_{K_B^{pub}} \mapsto C_1, C_2$$

$$\{C, b\}_{K_A^{pub}} \mapsto D_1, D_2$$

$$A \rightarrow C : H_1$$

$$C \rightarrow B : C_1$$

$$B \rightarrow C : \{C_1, M_1\}_{K_C^{pub}}$$

$$C \rightarrow A : \{H_1, D_1\}_{K_A^{pub}}$$

$$A \rightarrow C : \{H_2, D_1\}_{K_C^{pub}}$$

$$C \rightarrow B : \{C_2, M_1\}_{K_B^{pub}}$$

$$B \rightarrow C : M_2$$

$$C \rightarrow A : D_2$$

$$A \rightarrow C : K_A^{pub}$$

$$C \rightarrow B : K_C^{pub}$$

$$B \rightarrow C : K_B^{pub}$$

$$C \rightarrow A : K_C^{pub}$$

$$\{A, m\}_{K_C^{pub}} \mapsto H_1, H_2$$

$$\{B, m'\}_{K_C^{pub}} \mapsto M_1, M_2$$

$$\{C, a\}_{K_B^{pub}} \mapsto C_1, C_2$$

$$\{C, b\}_{K_A^{pub}} \mapsto D_1, D_2$$

$$A \rightarrow C : H_1$$

$$C \rightarrow B : C_1$$

$$B \rightarrow C : \{C_1, M_1\}_{K_C^{pub}}$$

$$C \rightarrow A : \{H_1, D_1\}_{K_A^{pub}}$$

$$A \rightarrow C : \{H_2, D_1\}_{K_C^{pub}}$$

$$C \rightarrow B : \{C_2, M_1\}_{K_B^{pub}}$$

$$B \rightarrow C : M_2$$

$$C \rightarrow A : D_2$$

m = How is your grandmother? m' = How is the weather today in London?

- you have to ask something that cannot be imitated (requires A and B know each other)
- what happens if m and m' are voice messages?

- you have to ask something that cannot be imitated (requires A and B know each other)
- what happens if m and m' are voice messages?
- So C can either leave the communication unchanged, or invent a complete new conversation

- the moral: establishing a secure connection from “zero” is almost impossible—you need to rely on some established trust
- that is why PKI relies on certificates, which however are badly, badly realised

Trusted Third Parties

Simple protocol for establishing a secure connection via a mutually trusted 3rd party (server):

$$A \rightarrow S : A, B$$

$$S \rightarrow A : \{K_{AB}, \{K_{AB}\}_{K_{BS}}\}_{K_{AS}}$$

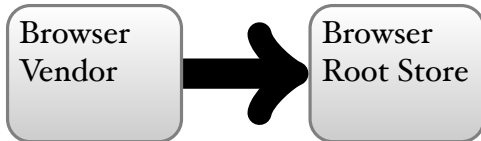
$$A \rightarrow B : \{K_{AB}\}_{K_{BS}}$$

$$A \rightarrow B : \{m\}_{K_{AB}}$$

PKI: The Main Idea

- the idea is to have a certificate authority (CA)
- you go to the CA to identify yourself
- CA: “I, the CA, have verified that public key P_{Bob}^{pub} belongs to Bob”
- CA must be trusted by everybody
- certificates are time limited, and can be revoked
- What happens if CA issues a false certificate?
Who pays in case of loss? (VeriSign explicitly limits liability to \$100.)

PKI: Chains of Trust



- CAs make almost no money anymore, because of stiff competition
- browser companies are not really interested in security; only in market share

PKI: Weaknesses

CAs just cannot win (make any profit):

- there are hundreds of CAs, which issue millions of certificates and the error rate is small
- users (servers) do not want to pay or pay as little as possible
- a CA can issue a certificate for any domain not needing any permission (CAs are meant to undergo audits, but...DigiNotar)
- if a CA has issued many certificates, it “becomes too big to fail”
- Can we be sure CAs are not just frontends of some government organisation?

PKI: Weaknesses

- many certificates are issued via Whois, whether you own the domain...if you hijacked a domain, it is easy to obtain certificates
- the revocation mechanism does not work (Chrome has given up on general revocation lists)
- lax approach to validation of certificates (Have you ever bypassed certification warnings?)
- sometimes you want to actually install invalid certificates (self-signed)

PKI: Attacks

- Go directly after root certificates
 - governments can demand private keys
 - 10 years ago it was estimated that breaking a 1024 bit key takes one year and costs 10 - 30 Mio \$; this is now reduced to 1 Mio \$
- Go after buggy implementations of certificate validation
- Social Engineering
 - in 2001 somebody pretended to be from Microsoft and asked for two code-signing certificates

The eco-system is completely broken (it relies on thousands of entities to do the right thing). Maybe DNSSEC where keys can be attached to domain names is a way out.

Real Attacks

- In 2011, DigiNotar (Dutch company) was the first CA that got compromised comprehensively, and where many fraudulent certificates were issued to the wild. It included approximately 300,000 IP addresses, mostly located in Iran. The attackers (in Iran?) were likely interested “only” in collecting gmail passwords.
- The Flame malware piggy-bagged on this attack by advertising malicious Windows updates to some targeted systems (mostly in Iran, Israel, Sudan).

PKI is Broken

- PKI and certificates are meant to protect you against MITM attacks, but if the attack occurs you are presented with a warning and you need to decide whether you are under attack.
- Webcontent gets often loaded from 3rd-party servers, which might not be secured
- Misaligned incentives: browser vendors are not interested in breaking webpages with invalid certificates

Why are there so many invalid certificates?


- insufficient name coverage (www.example.com should include example.com)
- IoT: many appliances have web-based admin interfaces; the manufacturer cannot know under which IP and domain name the appliances are run (so cannot install a valid certificate)
- expired certificates, or incomplete chains of trust (servers are supposed to supply them)

Mid-Term

- homework, handouts, programs...

Any Questions?

Security Engineering



Wright brothers, 1901



Airbus, 2005

1st Lecture

- chip-and-pin, banks vs. customers
 - the one who can improve security should also be liable for the losses

1st Lecture

- chip-and-pin, banks vs. customers
 - the one who can improve security should also be liable for the losses
- hashes and salts to guarantee data integrity
- storing passwords (you should know the difference between brute force attacks and dictionary attacks; how do salts help?)

1st Lecture: Cookies

- good uses of cookies?
- bad uses of cookies: snooping, tracking, profiling...the “disadvantage” is that the user is in **control**, because you can delete them

“Please track me using cookies.”

1st Lecture: Cookies

- good uses of cookies?
- bad uses of cookies: snooping, tracking, profiling...the “disadvantage” is that the user is in **control**, because you can delete them

“Please track me using cookies.”

- fingerprinting beyond browser cookies

Pixel Perfect: Fingerprinting Canvas in HTML5
(a research paper from 2012)

<http://cseweb.ucsd.edu/~hovav/papers/ms12.html>

1st Lecture: Cookies

- a bit of JavaScript and HTML5 + canvas

Firefox



55b2257ad0f20ecbf927fb66a15c61981f7ed8fc

Safari



17bc79f8111e345f572a4f87d6cd780b445625d3

- no actual drawing needed

1st Lecture: Cookies

- a bit of JavaScript and HTML5 + canvas

Firefox



55b2257ad0f20ecbf927fb66a15c61981f7ed8fc

Safari



17bc79f8111e345f572a4f87d6cd780b445625d3

- no actual drawing needed
- in May 2014 a crawl of 100,000 popular webpages revealed 5.5% already use canvas fingerprinting

[https:](https://securehomes.esat.kuleuven.be/~gacar/persistent/the_web_never_forgets.pdf)

[//securehomes.esat.kuleuven.be/~gacar/persistent/the_web_never_forgets.pdf](https://securehomes.esat.kuleuven.be/~gacar/persistent/the_web_never_forgets.pdf)

1st Lecture: Cookies

Remember the small web-app I showed you where a cookie protected a counter?

- NYT, the cookie locks the “resource” - harm
- imaginary discount unlocked by cookie - no harm

2nd Lecture: E-Voting

Where are paper ballots better than voice voting?

- Integrity
- **Ballot Secrecy**
- Voter Authentication
- Enfranchisement
- Availability

2nd Lecture: E-Voting

- recently an Australian parliamentary committee found: e-voting is highly vulnerable to hacking and Australia will not use it any time soon

2nd Lecture: E-Voting

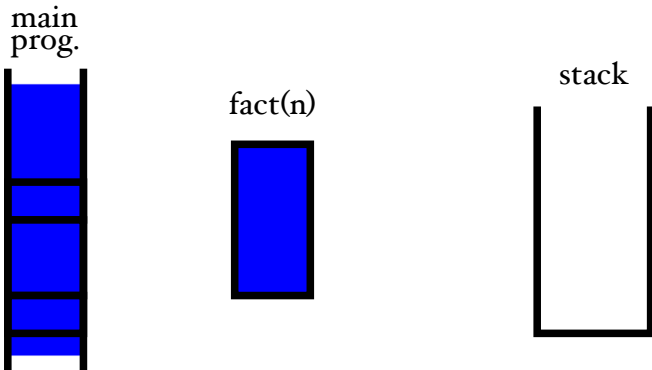
- recently an Australian parliamentary committee found: e-voting is highly vulnerable to hacking and Australia will not use it any time soon
- Alex Halderman, Washington D.C. hack
<https://jhalderm.com/pub/papers/dcvoting-fc12.pdf>
- PDF-ballot tampering at the wireless router (the modification is nearly undetectable and leaves no traces; MITM attack with firmware updating)

<http://galois.com/wp-content/uploads/2014/11/technical-hack-a-pdf.pdf>

3rd Lecture:

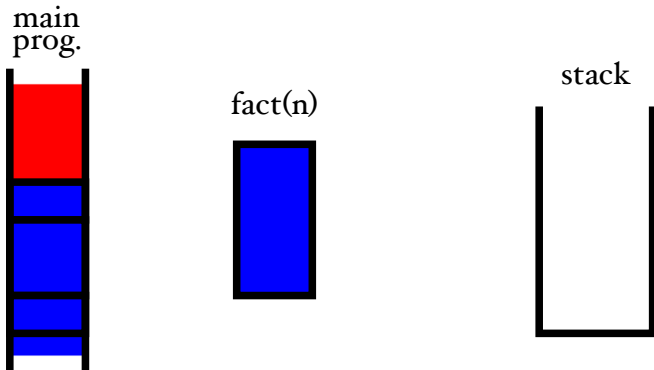
Buffer Overflow Attacks

- the problem arises from the way C/C++ organises its function calls



3rd Lecture: Buffer Overflow Attacks

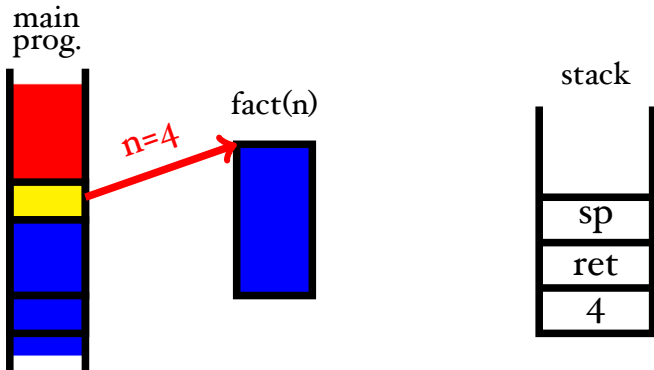
- the problem arises from the way C/C++ organises its function calls



3rd Lecture:

Buffer Overflow Attacks

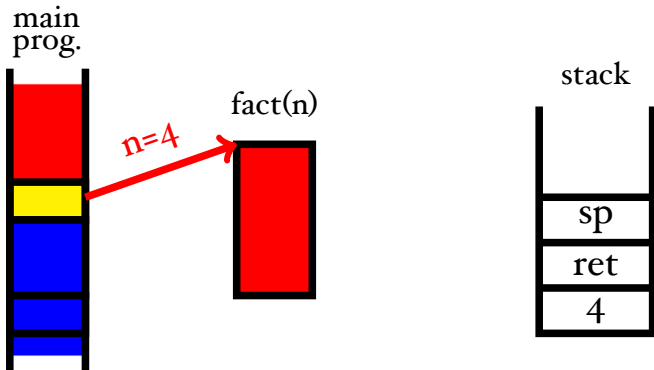
- the problem arises from the way C/C++ organises its function calls



3rd Lecture:

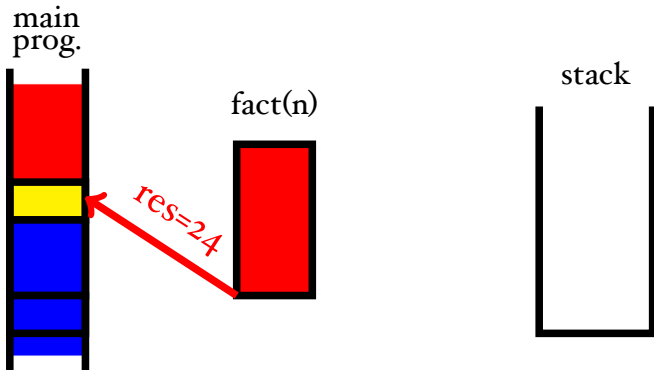
Buffer Overflow Attacks

- the problem arises from the way C/C++ organises its function calls



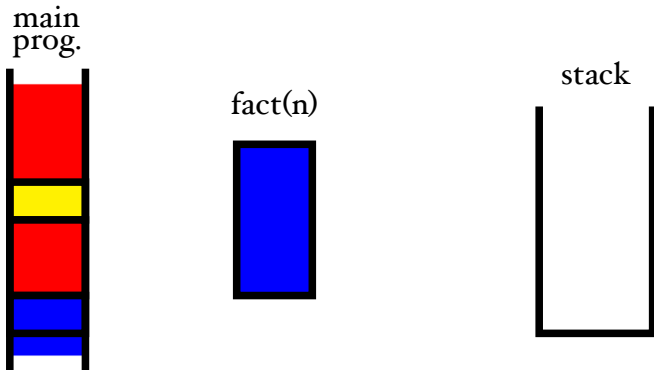
3rd Lecture: Buffer Overflow Attacks

- the problem arises from the way C/C++ organises its function calls



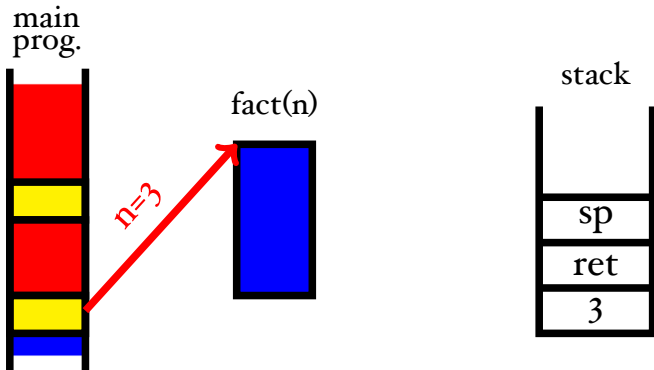
3rd Lecture: Buffer Overflow Attacks

- the problem arises from the way C/C++ organises its function calls



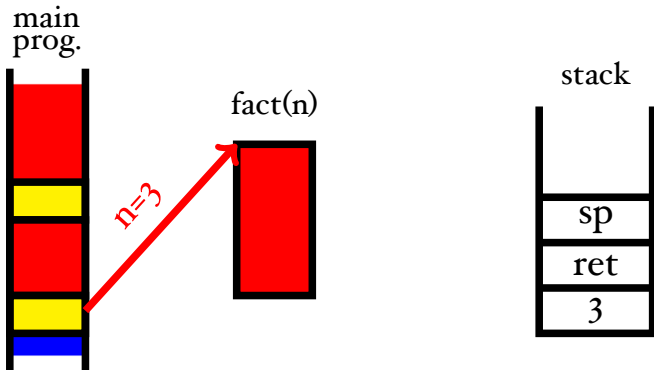
3rd Lecture: Buffer Overflow Attacks

- the problem arises from the way C/C++ organises its function calls



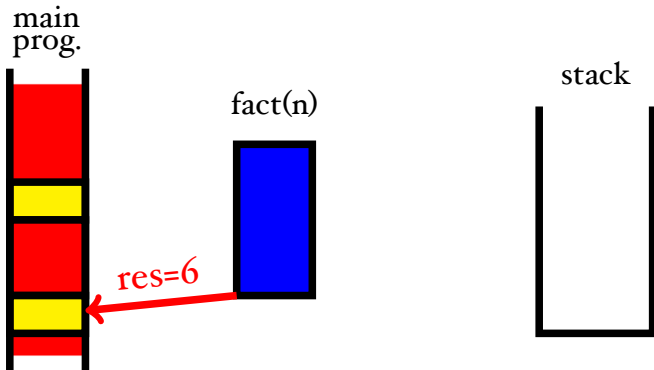
3rd Lecture: Buffer Overflow Attacks

- the problem arises from the way C/C++ organises its function calls




3rd Lecture: Buffer Overflow Attacks


- the problem arises from the way C/C++ organises its function calls




main
prog.




fact(n)




stack




main
prog.

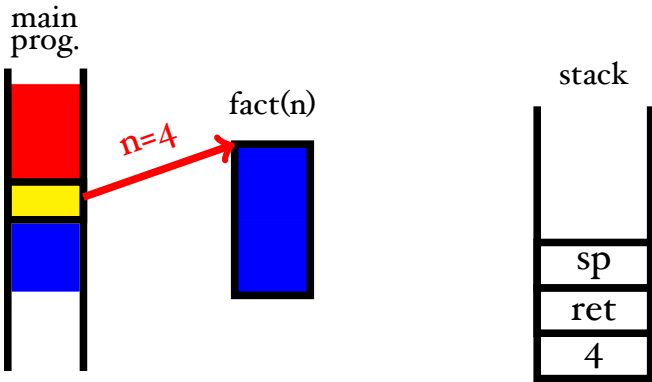


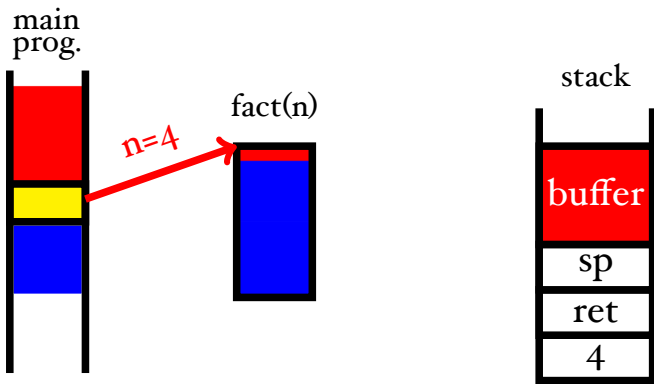
fact(n)

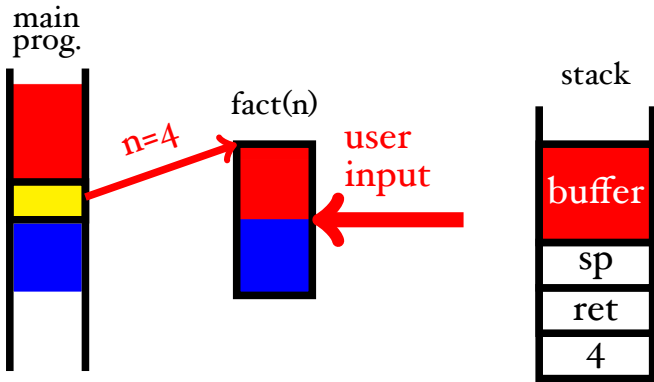


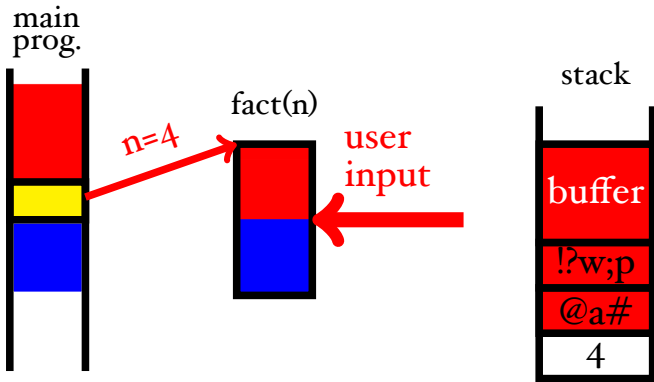
stack

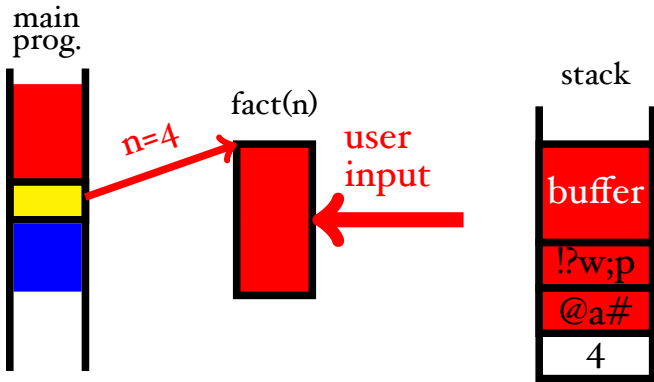


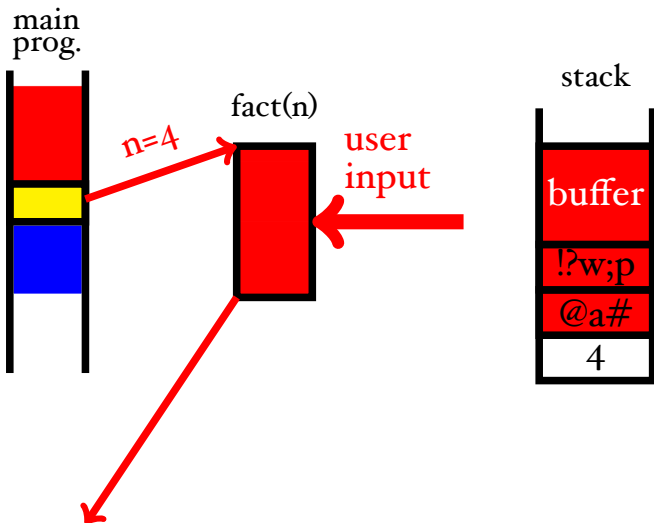






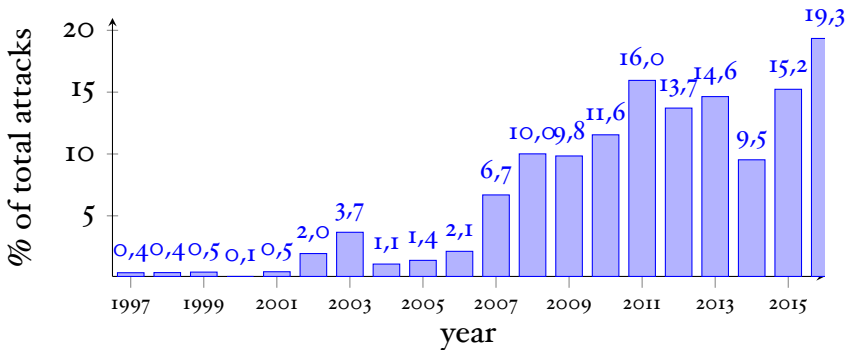






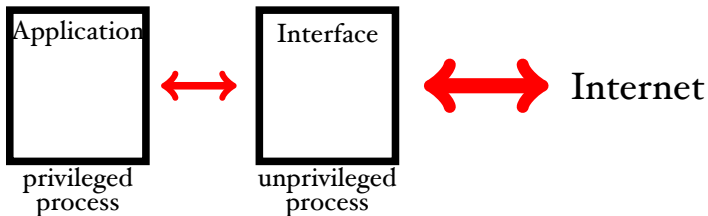
3rd Lecture: Buffer Overflow Attacks

US National Vulnerability Database
(636 out of 6675 in 2014)



4th Lecture: Unix Access Control

- privileges are specified by file access permissions (“everything is a file”)



- the idea is to make the attack surface smaller and mitigate the consequences of an attack

4th Lecture:

Unix Access Control

- when a file with setuid is executed, the resulting process will assume the UID given to the owner of the file

```
$ ls -ld . * */*
drwxr-xr-x 1 ping staff 32768 Apr  2 2010 .
-rw----r-- 1 ping students 31359 Jul 24 2011 manual.txt
-r--rw--w- 1 bob students 4359 Jul 24 2011 report.txt
-rwsr--r-x 1 bob students 141359 Jun  1 2013 microedit
dr--r-xr-x 1 bob staff 32768 Jul 23 2011 src
-rw-r--r-- 1 bob staff 81359 Feb 28 2012 src/code.c
-r--rw---- 1 emma students 959 Jan 23 2012 src/code.h
```

4th Lecture:

Unix Access Control

- Alice wants to have her files readable, **except** for her office mates.
- make sure you understand the setuid and setgid bits; why are they necessary for login and passwd