

A Detailed Travel Guide from Nanjing Lukou Airport to Hanyuan Hotel

Nanjing Lukou International Airport (南京禄口国际机场, IATA: NKG) has direct flight from Frankfurt every Wednesday, as well as many civil flights inside China. NKG has two terminals (T1 and T2), but only the new T2 is currently used.

Fig. ?? is simplified map of T2's transportation.

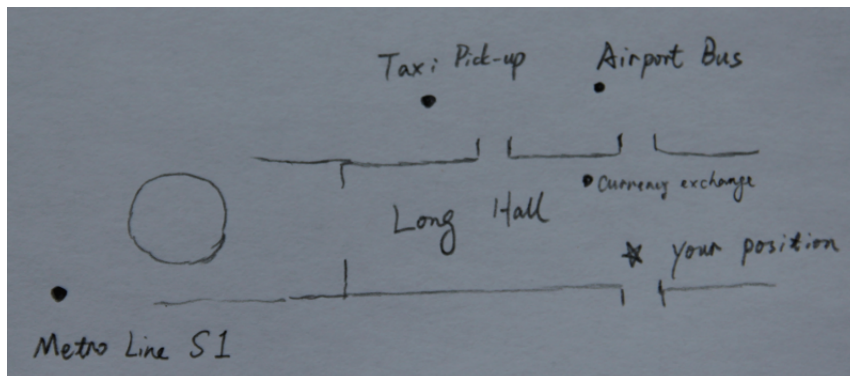


Figure 1: Map of T2.

It has 3 main transportation to conference hotel, including taxi, metro and airport bus, shown as follows:

Choice	Via	Fee	Time
1	Metro + Taxi	6 + 25 RMB	35 + 20 minutes
2	Taxi	130 RMB	45 minutes
3	Airport Bus + Taxi	20 + 25 RMB	45 + 20 minutes

If you take choice 2, you can make a left turn at “your position” in Fig. ?? and walk to Exit 3 (Fig. ??). The pick-up spot is just outside the Exit 3 (Fig. ??).



Figure 2: Exit 3 for taxi.



Figure 3: Pick-up spot for taxi at airport.

Choice 3 is **not recommended**, the reason is that you need to get off the bus in the middle (second stop), but the driver does not speak English. If you insist on going by airport bus, walk out of Exit 2 (Fig. ??), then the ticket office is on your left (Fig. ??). Buy a ticket for Bus Line 2 (20 RMB), and wait at Fig. ?? to get on the bus. Keep in mind the Nanjing South Railway Station is at its second stop. When you arrived the station, follow the direction to the taxi area and give following address to the driver when you get in the taxi.

司机师傅，请将我送往“童卫路 20 号翰苑宾馆”，谢谢！

We suggest you take choice 1, its detailed information is shown as follows:

Hop	From	To	By
1	NKG	Nanjing South Railway Station(南京南站)	Metro Line S1
2	Nanjing South Railway Station (南京南站)	Hanyuan Hotel (翰苑)	Taxi



Figure 4: Exit 2 for airport bus.



Figure 5: Ticket office for airport bus.



Figure 6: Wait at Bus Line 2.

1 Details of Hop 1

The Metro's service time starts at 6:40 am and ends at 22:00 pm. The following figures show how to get to Metro Line S1 by following overhead directions.



Figure 7: Walk along the long hall, you will see a big sign above the door in front of you.



Figure 8: Keep walking you will see an escalator on your left.



Figure 9: Take the escalator downstairs, you will see the security check on your left and ticket machine on your right.



Figure 10: Ticket machine for Line S1.



Figure 11: Change the language into English .



Figure 12: Press screen here.

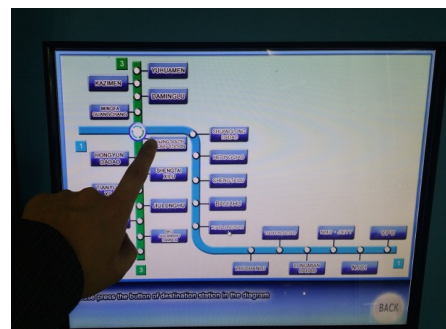


Figure 13: Press screen here.



Figure 14: 6 RMB for 1 ticket.



Figure 15: Pay in notes or coins.



Figure 16: The plastic blue coin is your ticket. Figure 17: Touch your ticket in the yellow area.



Figure 18: Take the escalator down, and the train is on the right side.



Figure 19: The train has 7 stops, Nanjing South Railway Station is its last stop.

2 Details of Hop 2

The metro line S1 will take around 35 minutes to reach its final stop, NanJing South Railway Station. Fig.?? is map of the station, you need to go along the yellow line to catch a taxi.



Figure 20: Map of Nanjing South Railway Station.

The following figures show how to get to the taxi stop by following overhead directions. When you get off the metro, you need to take an escalator and follow the direction (turn right, **do not** turn left and exit) to Metro Line 1 and Line 3 (Fig. ??).




Figure 21: the escalator you see when getting off Metro Line S1.



Figure 22: Pass the 3-door hall.



Figure 23: Pass the long hall to exit 2B.



Figure 24: Exit 2B.



Figure 25: Taxi sign at Exit 2B.



Figure 26: Hand over the ticket and exit.



Figure 27: Follow the direction to Taxi(underground).



(b)

Figure 28: Turn right when you see the sign on the front wall.

Figure 29: Turn left at the end of the hall.



Figure 30: Go up stairs and follow the sign.

Figure 31: Pass the door.



Figure 32: Walk few steps to the pick-up spot for taxi.

After you get in the taxi, please hand over following address to the driver.

司机师傅，请将我送往“童卫路 20 号翰苑宾馆”，其位置如地图中红色 A 点所示。
酒店电话：02584393962。谢谢！

