

# A Detailed Travel Guide from Shanghai Pudong International Airport to Nanjing

The benefit of going through Shanghai Pudong International Airport (浦东机场, IATA: PVG) is that PVG is one major international airport of China which has more flight choices. PVG has two large terminals (T1 and T2) arranged as the verticals of a H shape. The crosspiece of the H is a walkway with moving sidewalks and transport connections such as airport bus, metro line and the fast Maglev trains (as shown in Fig 1).

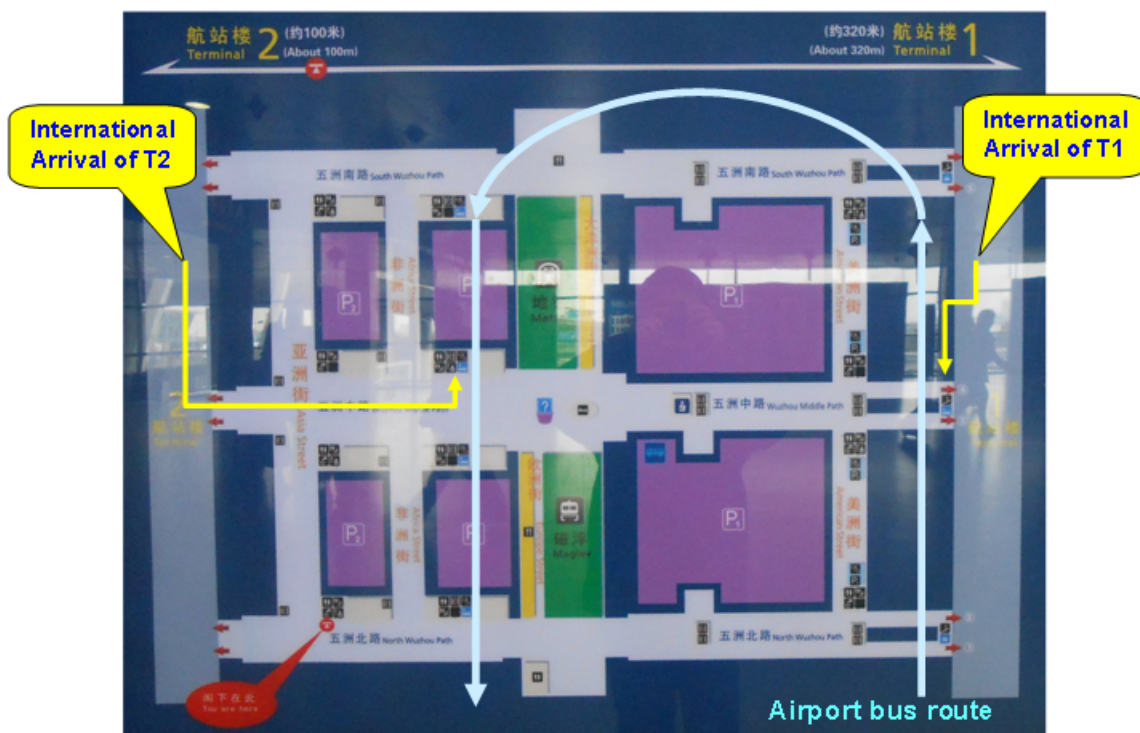


Figure 1: Plan of Shanghai Pudong International Airport.

The suggested path from PVG is as follows:

Hop	From	To	By
1	PVG	Hongqiao Railway Station (虹桥火车站)	Airport Bus Line 1, which operates every 15~25 minutes from 7:00 a.m. to 23:00 p.m. The journey takes about one and half hour. Ticket price is ¥20. Get off at Hongqiao Railway (the last stop). Alternatively, you may take metro line 2 and transfer at GuanLan Road (广兰路) station.
2	Hongqiao Railway Station	Nanjing South Railway Station (南京南站, shown as NanJingNan on the ticket)	High speed train (Gxxx)
3	Nanjing South Railway Station	Hanyuan Hotel	Taxi

## 1 Details of Hop 1

The blue lines in Fig 1. show the route of airport buses which run on ground floor, connecting T1 and T2. International arrival of T1 is on the ground floor. Following the yellow line in Fig

1., going through exit gate 10 (Fig 2), you can get to airport bus stops. Please take Airport Bus Line No.1 (Fig 3).



Figure 2: Exit gate 10 of T1.



Figure 3: Airport Bus Line No. 1 at T1.

Different from T1, International arrival of T2 is on the first floor. Go along yellow line (Fig 1), get onto North Wuzhou Path (Fig 4), follow the overhead directions, you will reach the gate leading to Airport Bus stops (Fig 5, Fig 6). Please take Line No.1 (Fig 7).



Figure 4: Middle Wuzhou Path.

To go by metro line 2, you need to find the metro station, which locates at the midpoint of Middle Wuzhou Path (See Fig 1). Metro ticket can be bought either from vending machine (Fig 8 shows the button for English menu. You need to change for 5 or 10 Yuan notes. There are currency change services nearby the Metro station (see Fig 9) or international arrivals) or from Metro service center (Fig 10). After transferring at Guanlan Road station, you will reach Hongqiao Railway station. Follow overhead directions (Fig 11) to get to area A/B which lead to departure floor. You might need to go through a long hallway (Fig 12) and get to the escalator (Fig 13) leading to departure floor, after which you just need to follow the guides as if you arrive by Airport Bus.



Figure 5: The gate leading to Airport Bus stops.



Figure 6: Escalator behind the door.



Figure 7: The gate leading to Airport Bus stops.

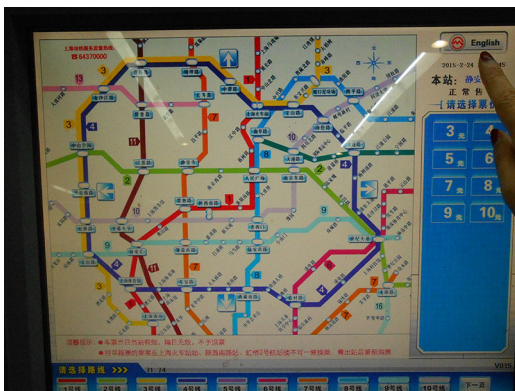


Figure 8: Metro ticket vending machine.



Figure 9: Currency change.

## 2 Details of Hop 2

Airport Bus No. Line 1 goes straight to the South Departure gate of Hongqiao Railway Station (Fig 14). First, you need to go through the security checking (Fig 15) to reach the



Figure 10: Metro service center.

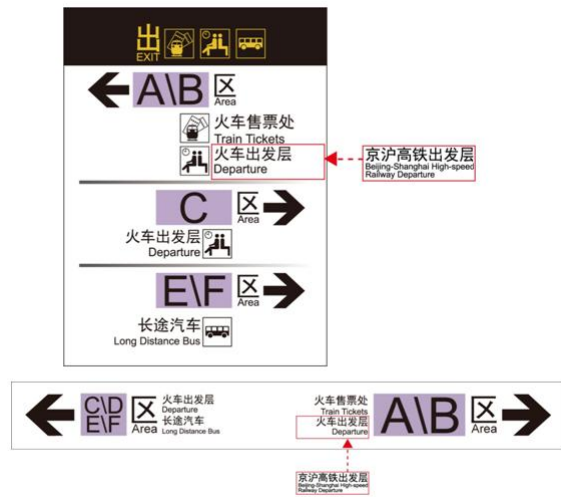


Figure 11: Directions to area A/B.



Figure 12: Long hallway at area A/B.



Figure 13: Escalator leading the departure floor.

lounge. There are several ticket offices inside the lounge where you can buy a ticket by showing passport (Fig 16). The formal destination is NanJingNan (南京南, Nanjing South Railway Station).



Figure 14: South Departure gate.



Figure 15: Security Checking.

Find out the train number and boarding gate on the ticket (Fig17). Boarding gates can be located easily because there are very clear signs on each of them (Fig18).




Figure 16: Ticket office inside the lounge.



Figure 17: Boarding gate inside the lounge.

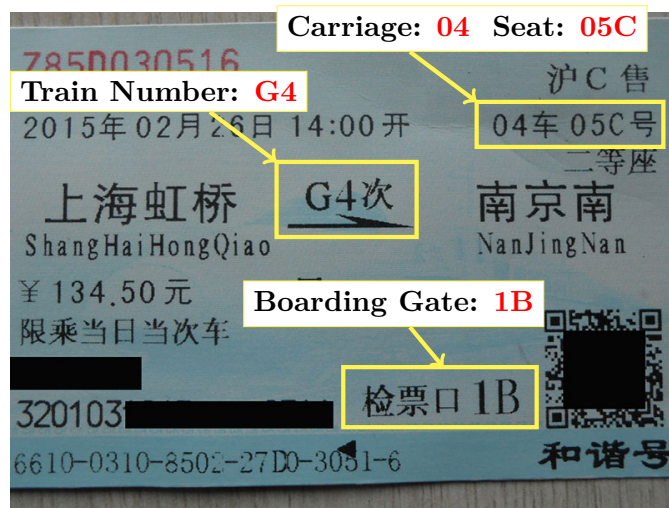


Figure 18: Reading of a train ticket.

### 3 Details of Hop 3

Get off at South Nanjing railway station, get a taxi and show driver the address of Hanyuan Hotel:

司机师傅，请将我送往“童卫路 20 号翰苑宾馆”，其位置如地图中红色 A 点所示。  
酒店电话：02584393962。谢谢！



The following figures show how to get to the taxi stop by following overhead directions.



Figure 19: Get off the train and go to the exit.



Figure 20: Go downstairs via escalator.



Figure 21: Go through the ticket check.



Figure 22: Follow the overhead directions for Taxi (East).



Figure 23: Go through the ticket check.



Figure 24: Follow the overhead directions for Taxi (East).



Figure 25: Get into the waiting lane for "Nanjing Downtown" (less than 20 minutes).